




FITTING INSTRUCTIONS FOR RAD0206 RADIATOR GUARD
HONDA CB500F 2016



PICTURE 'A'



PICTURE 'B'

THIS KIT CONTAINS THE ITEMS PICTURED AND LABELLED BELOW.
DO NOT PROCEED UNTIL YOU ARE SURE ALL PARTS ARE PRESENT.

Please note that the way the kit is packed does not necessarily represent the way of mounting to the bike

Please note that in cases where kits are packed with rubber washers holding the components onto the bolt – *the rubber washers should be thrown away!*

THE PARTS SHOWN MAY BE REPRESENTATIVE ONLY (FOR CLARITY OF INSTRUCTIONS ONLY)

Digital copies of these instructions are available to download from www.rg-racing.com

GENERAL TORQUE SETTINGS

M4 BOLT = 8Nm
 M5 BOLT = 12Nm
 M6 BOLT = 15Nm
 M8 BOLT = 20Nm
 M10 BOLT = 40Nm

TOOLS REQUIRED

- Socket set to include 10 socket and wrench or spanner.
 - 4 and 5mm Allen keys.


In This Kit There Should Be

- 1 x Radiator Guard (RAD0206).
- 2 x M6x30mm long button head bolts.
 - 2 x M6 Nyloc nuts.
 - 4 x M6 washers.
- 2 x 100mm Lengths of self-adhesive Foam.

R&G Racing

Unit 1 Shelleys Lane, East Worldham, Alton, Hants GU34 3AQ


Tel: +44 (0)1420 89007 Fax: +44 (0)1420 87301 www.rg-racing.com Email: info@rg-racing.com




Picture 1



Picture 2




Picture 3



Picture 4



Picture 5



Picture 6



Picture 7



Picture 8



Picture 9

FITTING INSTRUCTIONS

Near side (left side as you sit on bike)

- Remove the three bolts arrowed in pictures 1,2 and 3 and remove the left hand side front cowl as shown in picture 4.
- Remove the top radiator bolt arrowed in picture 5.
- To fit the radiator guard to the bike, cut the foam strip provided into 8mm wide pieces and stick them to the back of the radiator guard frame, so that they sit between the radiator guard and the radiator.
- Offer the radiator guard into position and secure using the original top bolt as shown in picture 5.
- On the lower mounts use the M6 bolts and washers supplied to hold the radiator guard in position as shown in pictures 6 and 7.
- Use the M6 Nyloc nuts and washers supplied to secure the radiator guard in position as shown in pictures 8 and 9.
- Refit the left hand side front cowl as original.



CONSUMER NOTICE

The catalogue description and any exhibition of samples are only broad indications of the Products and R&G may make design changes which do not diminish their performance or visual appeal and supplying them in such state shall conform to the order. The Buyer acknowledges no representation or warranty (other than as to title) has been given or will apply to the Products other than those in R&G's order or confirmation and the Buyer confirms it has chosen the Products as being of merchantable quality and suitable for its particular purposes. Where R&G fits the Products or undertakes other services it shall exercise reasonable skill and care and rectify any fault free of charge unless the workmanship has been disturbed. The Buyer is responsible for ensuring that the warranty on the motorcycle is not affected by the fitting of the Products. On return of any defective Products R&G shall at its option either supply a replacement or refund the purchase money but shall not be liable if the Products have been modified or used or maintained otherwise than in accordance with R&G's or manufacturer's instructions and good engineering practice or if the defect arises from accident or neglect. Other than identified above and subject to R&G not limiting its liability for causing death and personal injury, it shall not be liable for indirect or consequential loss and otherwise its liability shall be limited to the amounts paid by the Buyer for the Products or the fitting or service concerned. These terms do not affect the Buyer's statutory rights.

R&G RACING RETURNS POLICY (NON-FAULTY GOODS)

Returns must be pre-authorized (if not pre-authorized the return will be rejected). Goods may only be returned direct to us if they were purchased direct from us (customer must prove if necessary). Otherwise to be returned to original vendor. Goods must be in re-sellable condition, in the opinion of R&G Racing. All returns are subject to a 25% restocking and handling fee (25% of the gross value exc. P&P – at the prevailing price at time of purchase). The customer must pay any and all carriage charges. No returns of discontinued products, unless within 14 days of purchase. This policy does not affect your statutory rights and does not refer to faulty goods.

R&G Racing

Unit 1 Shelleys Lane, East Worldham, Alton, Hants GU34 3AQ

Tel: +44 (0)1420 89007 Fax: +44 (0)1420 87301 www.rg-racing.com Email: info@rg-racing.com



NOTICE DE MONTAGE POUR RAD0206 GRILLE DE PROTECTION
RADIATEUR
HONDA CB500F 2016




PHOTO 'A'



PHOTO 'B'

Le kit contient les articles exposés ci-dessous, vérifier que toutes les pièces soient présentes avant de procéder au montage.

La façon dont le kit est emballé ne correspond pas forcément à la façon de monter les pièces sur la moto.

Notez que si les kits sont emballés avec des rondelles en caoutchouc servant à tenir les composants, *ces rondelles doivent être jetées!*

LES PARTIES PRESENTEES PEUVENT ETRE UNIQUEMENT REPRESENTATIVES (POUR LA CLARTE DES INSTRUCTIONS UNIQUEMENT.

Notice disponible au téléchargement sur www.rg-racing.com

COUPLES DE SERRAGE RECOMMANDES

M4 BOULON = 8Nm
M5 BOULON = 12Nm
M6 BOULON = 15Nm
M8 BOULON = 20Nm
M10 BOULON = 40Nm

OUTILS REQUIS

- Clé Anglaise / Clé à tube et douille de 10mm.
 - Clés Allen 4 et 5mm.

Le kit doit contenir :

- 1 x Grille de protection radiateur (RAD0206).
 - 2 x M6x30mm Boulons.
 - 2 x M6 Écrous.
 - 4 x M6 Rondelles.
- 2 x 100mm Mousse autocollante.

R&G Racing

Unit 1 Shelleys Lane, East Worldham, Alton, Hants GU34 3AQ

Tel: +44 (0)1420 89007 Fax: +44 (0)1420 87301 www.rg-racing.com Email: info@rg-racing.com




Photo 1



Photo 2




Photo 3




Photo 4



Photo 5




Photo 6



Photo 7



Photo 8



Photo 9

NOTICE DE MONTAGE

Coté gauche (Lorsqu'on est assis sur la moto)

- Enlever les 3 boulons indiqués sur les photos 1, 2 et 3 puis enlever le capot avant gauche, voir photo 4.
- Enlever le boulon supérieur de radiateur, voir photo 5.
- Couper la mousse en bandeaux de 10mm puis collez ces bandeaux au bas du support de protection radiateur, de façon à ce que ces bandeaux se situent entre la protection radiateur et le radiateur.
- Monter la grille de protection radiateur en position puis fixer à l'aide du boulon supérieur d'origine, voir photo 5.
- Sur les supports inférieurs, utiliser les boulons M6 et rondelles fournies pour fixer la grille de protection en position, voir photos 6 et 7.
- Utiliser les écrous M6 et rondelles fournies pour fixer la grille de protection en position, voir photos 8 et 9.
- Remonter le capot avant gauche comme à l'origine.

ISSUE 1 30/09/2016 (NSY)

R&G Racing

Unit 1 Shelleys Lane, East Worldham, Alton, Hants GU34 3AQ

Tel: +44 (0)1420 89007 Fax: +44 (0)1420 87301 www.rg-racing.com Email: info@rg-racing.com



CONSUMER NOTICE

The catalogue description and any exhibition of samples are only broad indications of the Products and R&G may make design changes which do not diminish their performance or visual appeal and supplying them in such state shall conform to the order. The Buyer acknowledges no representation or warranty (other than as to title) has been given or will apply to the Products other than those in R&G's order or confirmation and the Buyer confirms it has chosen the Products as being of merchantable quality and suitable for its particular purposes. Where R&G fits the Products or undertakes other services it shall exercise reasonable skill and care and rectify any fault free of charge unless the workmanship has been disturbed. The Buyer is responsible for ensuring that the warranty on the motorcycle is not affected by the fitting of the Products. On return of any defective Products R&G shall at its option either supply a replacement or refund the purchase money but shall not be liable if the Products have been modified or used or maintained otherwise than in accordance with R&G's or manufacturer's instructions and good engineering practice or if the defect arises from accident or neglect. Other than identified above and subject to R&G not limiting its liability for causing death and personal injury, it shall not be liable for indirect or consequential loss and otherwise its liability shall be limited to the amounts paid by the Buyer for the Products or the fitting or service concerned. These terms do not affect the Buyer's statutory rights.

R&G RACING RETURNS POLICY (NON-FAULTY GOODS)

Returns must be pre-authorized (if not pre-authorized the return will be rejected). Goods may only be returned direct to us if they were purchased direct from us (customer must prove if necessary). Otherwise to be returned to original vendor. Goods must be in re-sellable condition, in the opinion of R&G Racing. All returns are subject to a 25% restocking and handling fee (25% of the gross value exc. P&P – at the prevailing price at time of purchase). The customer must pay any and all carriage charges. No returns of discontinued products, unless within 14 days of purchase. This policy does not affect your statutory rights and does not refer to faulty goods.

R&G Racing

Unit 1 Shelleys Lane, East Worldham, Alton, Hants GU34 3AQ

Tel: +44 (0)1420 89007 Fax: +44 (0)1420 87301 www.rg-racing.com Email: info@rg-racing.com